
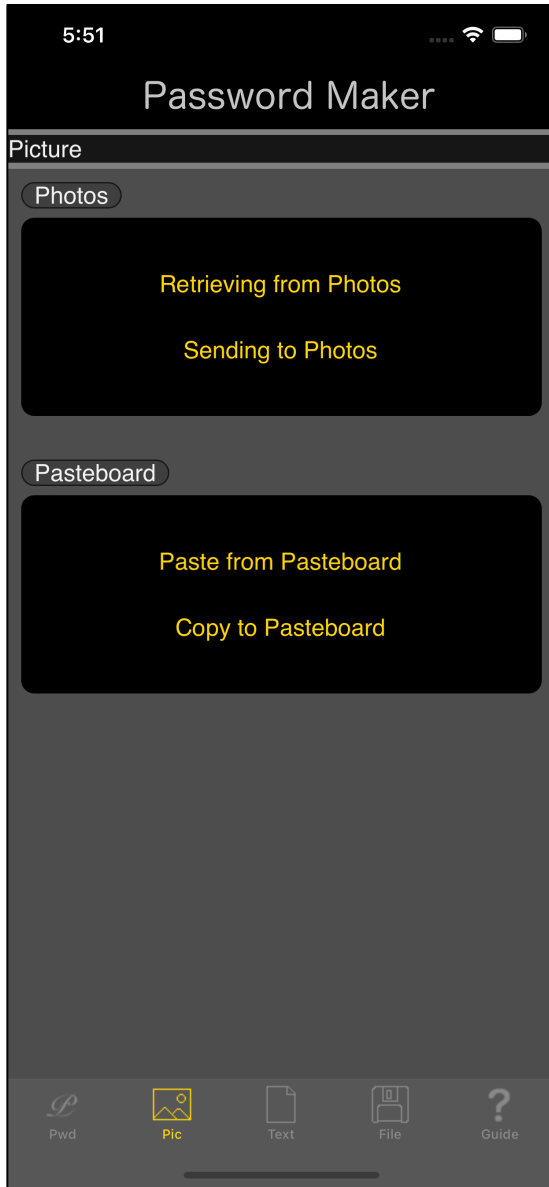



Sending image to Photos

This command sends the images stored in the Password Maker's file storage to Photos.



When you press the "Sending to Photos" button in the main, a table view of the file list as shown on the right appears.

If you press the transition arrow in this table view, the image display view will appear as shown below.



If you press the "SendingToPhotos" button on the toolbar of this image display view, the displayed image will be sent to Photos.



If you look at Photos, it looks like this.