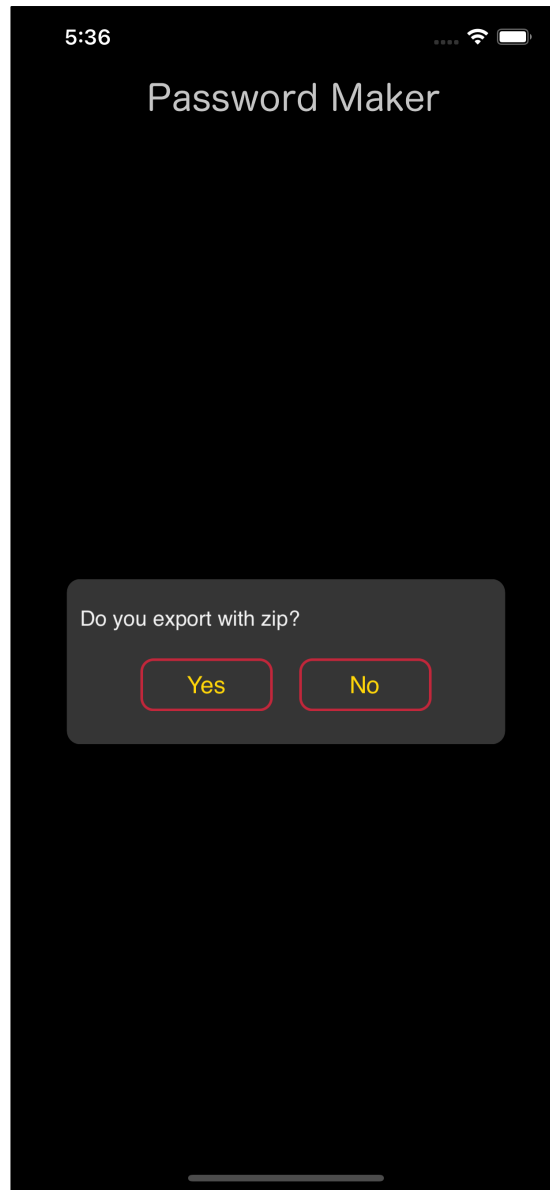
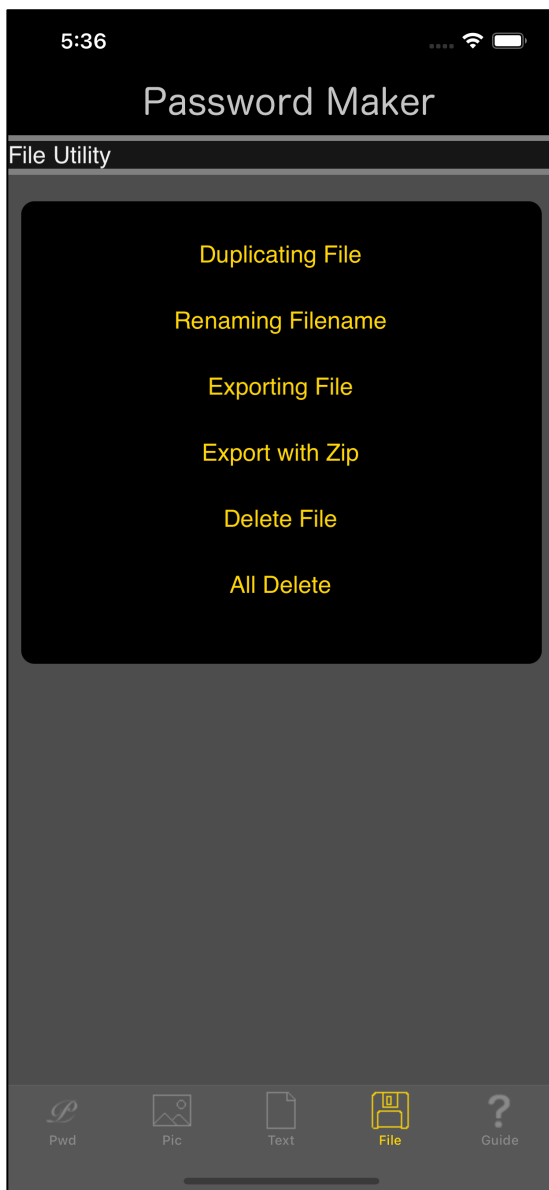


Export with Zip

This command archives all files stored in the file storage directory of Password Maker with uncompressed zip and exports the zip file.

This command assumes that you want to erase the entire file after executing this command.

The meaning is all storage before all deletion.

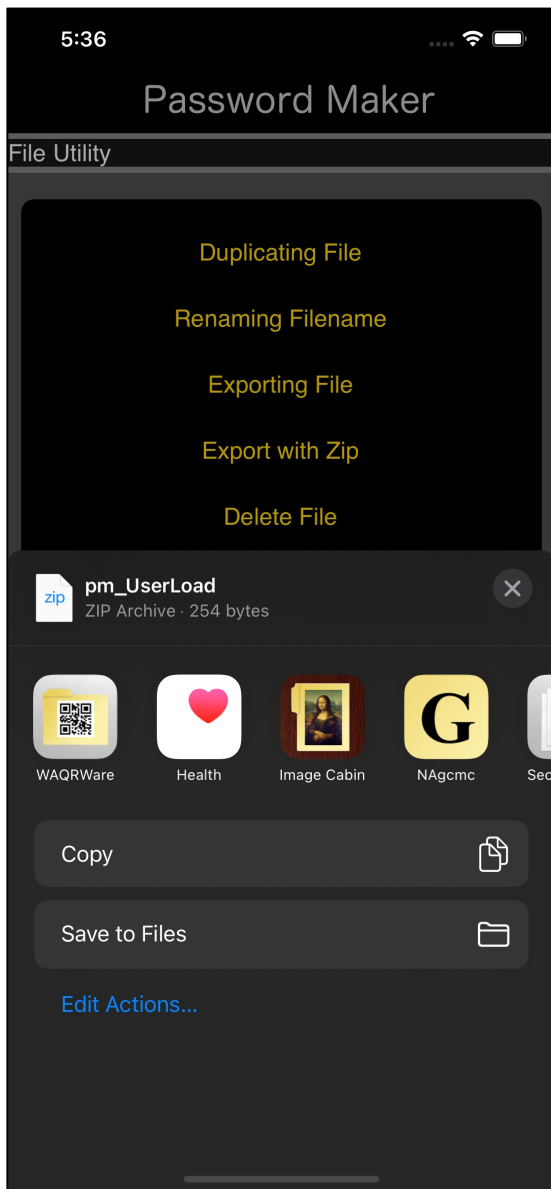


When you press the fourth "Export with Zip" button from the top, you will see the view on the right.

The implications of this right-hand view, the only option, is whether to export uncompressed zips or not.

If you do, press the "Yes" button.

If you press the "Yes" button, the following view will appear.



When you press the icon that indicates the application to which you want to export the uncompressed zip file, the export is performed.

This command does not delete the file.

It just archive all the files stored in Password Maker's file storage directory with uncompressed zip and export the zip file.

Files stored in Password Maker's file storage directory remain intact.

The generated zip file is automatically deleted after command execution.

Whether the export is performed or canceled, it is automatically deleted.

The generated zip file itself is not left in Password Maker.

Once exported, the exported application can transfer it to Password Maker and store it in Password Maker's file storage directory.

However, Password Maker does not extract uncompressed zips.

Uncompressing zips, even if you archive them multiple times, in other words, in multiple stages, will just become uncompressed zips that store uncompressed zips.

There is no problem particularly.

About uncompressed zip

In Password Maker's "Uncompressed zip", compression is not performed at all.

It just use zip as an archive.

The specification of zip is completely compliant.

Password Maker does not currently support "expansion".

The program code has the ability to do "expansion", but it is not being used or being called.

For the moment, Password Maker has decided to store files in only one directory.

This is done to expand the zip file with the directory, and when the directory comes out, this is for the trouble of storage location.

Because of this, "uncompressing zip" must be expanded with some other software.

The zip file created by this software is fully compliant with the zip specification. Any software that can decompress zips and uncompressed zips should work.

There is no limit on the number of files or (total) size of the uncompressed zip created by Password Maker.

It is possible to handle the upper limit of the specification of zip or the upper limit on storage of the machine.

Transfer all files held by Password Maker to another application at once.

After that, delete all files and empty Password Maker 's file holding directory.

The meaning of this "Uncompressed zip" command is to assume such a thing.